NPTF THREADED IN-LINE FLANGES

3000 SERIES SQUARE BOLT PATTERN

FLANGE SIZE	PIPE SIZE	PART NUMBER	A	B	C	D	E	F	G / J		K	MOUNTING KIT① PART NO.	SCREW SIZE	O-RING	WT
¾	¾	6435-12-12B	2.25	1.12	1.25	.719	1.438	.75	.41		3/4	MK 538	3/8-16 x 2	216	1.4
		6436-12-12B							3/8-16			---------	---------	---	
1	1	6435-16-16B	3.00	1.50	1.50	1.000	2.000	1.00	.53		1	MK 539	1/2-13 x 2 1/4	222	3.1
		6436-16-16B							1/2-13			---------	---------	---	
1¼	1¼	6435-20-20B	3.00	1.50	1.50	1.000	2.000	1.25	.53		1 1/4	MK 539	1/2-13 x 2 1/4	222	2.7
		6436-20-20B							1/2-13			---------	---------	---	
1½	1¼	6435-24-20B	4.00	2.00	1.75	1.375	2.750	1.50	.66		1 1/4	MK 540	5/8-11 x 2 3/4	228	6.2
		6436-24-20B							5/8-11			---------	---------	---	
1½	1½	6435-24-24B	4.00	2.00	1.75	1.375	2.750	1.50	.66		1 1/2	MK 540	5/8-11 x 2 3/4	228	6.2
		6436-24-24B							5/8-11			---------	---------	---	
2	2	6435-32-32B	4.00	2.00	1.75	1.375	2.750	1.94	.66		2	MK 540	5/8-11 x 2 3/4	228	5.5
		6436-32-32B							5/8-11			---------	---------	---	
2½	2	6435-40-32B	5.50	2.75	2.25	1.875	3.750	2.12	.94		2	MK 1517	7/8-9 x 3 1/2	236	14.8
		6436-40-32B							7/8-9			---------	---------	---	
2½	2½	6435-40-40B	5.50	2.75	2.25	1.875	3.750	2.44	.94		2 1/2	MK 1517	7/8-9 x 3 1/2	236	14.5
		6436-40-40B							7/8-9			---------	---------	---	
3	3	6435-48-48B	5.50	2.75	2.25	1.875	3.750	2.88	.94		3	MK 1517	7/8-9 x 3 1/2	236	12.8
		6436-48-48B							7/8-9			---------	---------	---	
3½	3½	6435-56-56B	6.00	3.00	2.50	2.125	4.250	3.38	.94		3 1/2	MK 4546	7/8-9 x 4	240	16.1
		6436-56-56B							7/8-9			---------	---------	---	
4	4	6435-64-64B	7.00	3.50	2.50	2.500	5.000	3.88	1.06		4	MK 3552	1-8 x 4	347	22.5
		6436-64-64B							1-8			---------	---------	---	

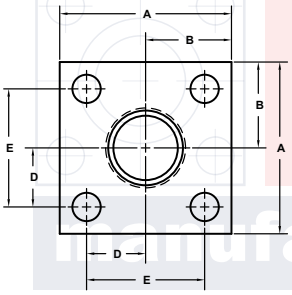

O-Ring Style

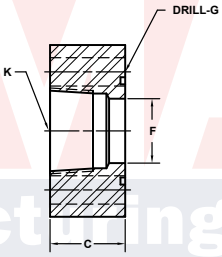

Companion Style (Flat Face)

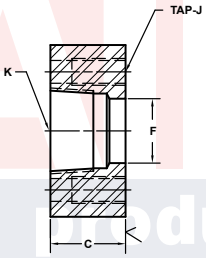

MATERIAL:
304L Stainless

MOUNTING KITs listed contain carbon steel bolts and Buna N O-Ring. To specifiy stainless Grade 18-8 bolts, add an SS at the end of the kit number (MK 501**SS**).

Please note that using stainless steel bolts may reduce the pressure rating of the assembly.

Model 6435 / 6437 Model 6436 / 6438

3181 TRI-PARK DR. GRAND BLANC, MI 48439 800-521-7918 810-953-1380 FAX 810-953-1385 INFO@MAINMFG.COM

6000 SERIES SQUARE BOLT PATTERN

FLANGE SIZE	PIPE SIZE	PART NUMBER	A	B	C	D	E	F	G / J		K	MOUNTING KIT① PART NO.	SCREW SIZE	O-RING	WT
½	½	6437-08-08B	2.25	1.12	1.25	.719	1.438	.50	.41		1/2	MK 4541	3/8-16 x 2	210	1.6
		6438-08-08B							3/8-16			---------	---------	---	
¾	¾	6437-12-12B	2.50	1.25	1.25	.875	1.750	.61	.41		3/4	MK 520	3/8-16 x 2	214	2.0
		6438-12-12B							3/8-16			---------	---------	---	
1	1	6437-16-16B	3.00	1.50	1.50	1.000	2.000	.81	.53		1	MK 4542	1/2-13 x 2 1/2	219	3.2
		6438-16-16B							1/2-13			---------	---------	---	
1¼	1¼	6437-20-20B	4.00	2.00	1.50	1.375	2.750	1.16	.66		1 1/4	MK 4543	5/8-11 x 2 3/4	222	5.7
		6438-20-20B							5/8-11			---------	---------	---	
1½	1½	6437-24-24B	4.00	2.00	1.75	1.375	2.750	1.34	.66		1 1/2	MK 1595	5/8-11 x 3	225	6.5
		6438-24-24B							5/8-11			---------	---------	---	
2	1½	6437-32-24B	5.00	2.50	1.75	1.750	3.500	1.74	.78		1 1/2	MK 2506	3/4-10 x 3 1/2	228	10.7
		6438-32-24B							3/4-10			---------	---------	---	
2	2	6437-32-32B	5.00	2.50	1.75	1.750	3.500	1.69	.78		2	MK 2506	3/4-10 x 3 1/2	228	10.0
		6438-32-32B							3/4-10			---------	---------	---	
2½	2½	6437-40-40B	5.50	2.75	2.25	1.875	3.750	2.12	.94		2 1/2	MK 5513	7/8-9 x 4	232	15.0
		6438-40-40B							7/8-9			---------	---------	---	
3	3	6437-48-48B	7.00	3.50	2.25	2.375	4.750	2.62	1.06		3	MK 5545	1-8 x 4 1/2	236	24.5
		6438-48-48B							1-8			---------	---------	---	
3½	3½	6437-56-56B	8.00	4.00	2.50	2.750	5.500	3.00	1.31		3 1/2	MK 2509	1 1/4-7 x 5	342	34.3
		6438-56-56B							1 1/4-7			---------	---------	---	
4	4	6437-64-64B	8.50	4.25	2.50	3.000	6.000	3.44	1.31		4	MK 2510	1 1/4-7 x 5	346	37.9
		6438-64-64B							1 1/4-7			---------	---------	---	

① Order Separately

© Copyright MAIN Mfg. 2017