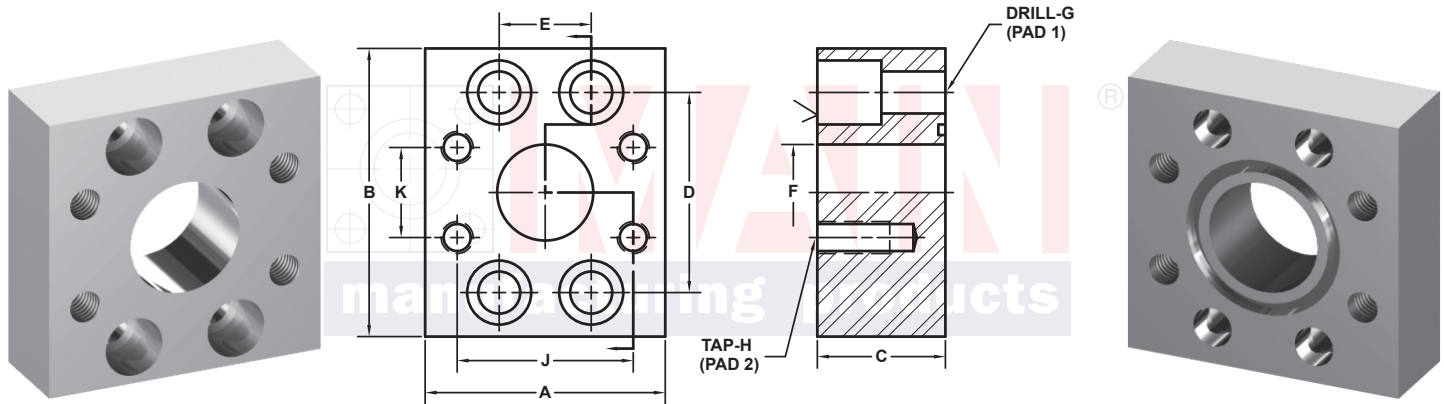


FLANGE ADAPTERS

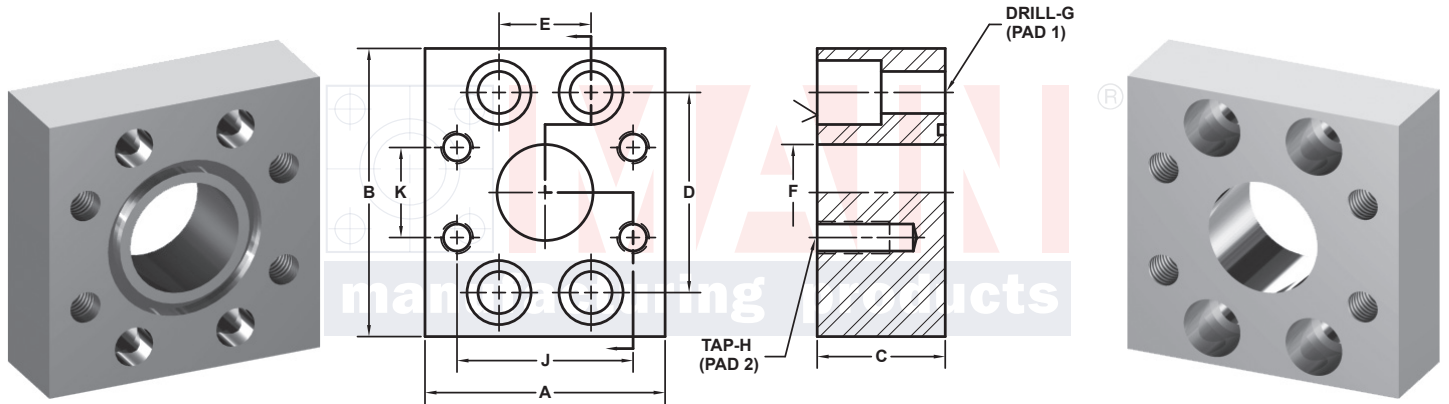


3181 TRI-PARK DR. GRAND BLANC, MI 48439 800-521-7918 810-953-1380 FAX 810-953-1385 INFO@MAINMFG.COM

SAE BOLT PATTERN													61 SERIES TO 61 SERIES			
PAD 1 C61	PAD 2 C61	PART NUMBER	A	B	C	D	E	F	G	H	J	K	MOUNTING KIT ^①			
													PART NO.	BOLT SIZE	O-RING	
1/2	1/2	6317-08-08D	2.25	2.25	1.00	1.500	.688	.50	.34	5/16-18	1.500	.688	MK 564	5/16-18 x 1	210	
3/4	3/4	6317-12-12D	2.75	2.75	1.00	1.875	.875	.75	.41	3/8-16	1.875	.875	MK 565	3/8-16 x 1	214	
3/4	1/2	6317-12-08D	2.25	2.75	1.75	1.875	.875	.50	.41	5/16-18	1.500	.688	MK 502	3/8-16 x 1 3/4	214	
1	1	6317-16-16D	3.00	3.00	1.25	2.062	1.031	1.00	.41	3/8-16	2.062	1.031	MK 2535	3/8-16 x 1 1/4	219	
1	3/4	6317-16-12D	2.75	3.00	1.75	2.062	1.031	.75	.41	3/8-16	1.875	.875	MK 503	3/8-16 x 1 3/4	219	
1	1/2	6317-16-08D	2.25	3.00	1.75	2.062	1.031	.50	.41	5/16-18	1.500	.688	MK 503	3/8-16 x 1 3/4	219	
1 1/4	1 1/4	6317-20-20D	3.25	3.25	1.25	2.312	1.188	1.25	.47	7/16-14	2.312	1.188	MK 567	7/16-14 x 1 1/4	222	
1 1/4	1	6317-20-16D	2.81	3.25	1.75	2.312	1.188	1.00	.47	3/8-16	2.062	1.031	MK 504	7/16-14 x 1 3/4	222	
1 1/4	3/4	6317-20-12D	2.75	3.25	1.75	2.312	1.188	.75	.47	3/8-16	1.875	.875	MK 504	7/16-14 x 1 3/4	222	
1 1/4	1/2	6317-20-08D	2.50	3.25	1.75	2.312	1.188	.50	.47	5/16-18	1.500	.688	MK 504	7/16-14 x 1 3/4	222	
1 1/2	1 1/2	6317-24-24D	3.75	3.75	1.25	2.750	1.406	1.50	.53	1/2-13	2.750	1.406	MK 568	1/2-13 x 1 1/4	225	
1 1/2	1 1/4	6317-24-20D	3.25	3.75	2.00	2.750	1.406	1.25	.53	7/16-14	2.312	1.188	MK 505	1/2-13 x 2	225	
1 1/2	1	6317-24-16D	2.75	3.75	1.75	2.750	1.406	1.00	.53	3/8-16	2.062	1.031	MK 1547	1/2-13 x 1 3/4	225	
1 1/2	3/4	6317-24-12D	2.75	3.75	1.75	2.750	1.406	.75	.53	3/8-16	1.875	.875	MK 1547	1/2-13 x 1 3/4	225	
1 1/2	1/2	6317-24-08D	2.75	3.75	1.75	2.750	1.406	.50	.53	5/16-18	1.500	.688	MK 1547	1/2-13 x 1 3/4	225	

① Order Separately

FLANGE ADAPTERS

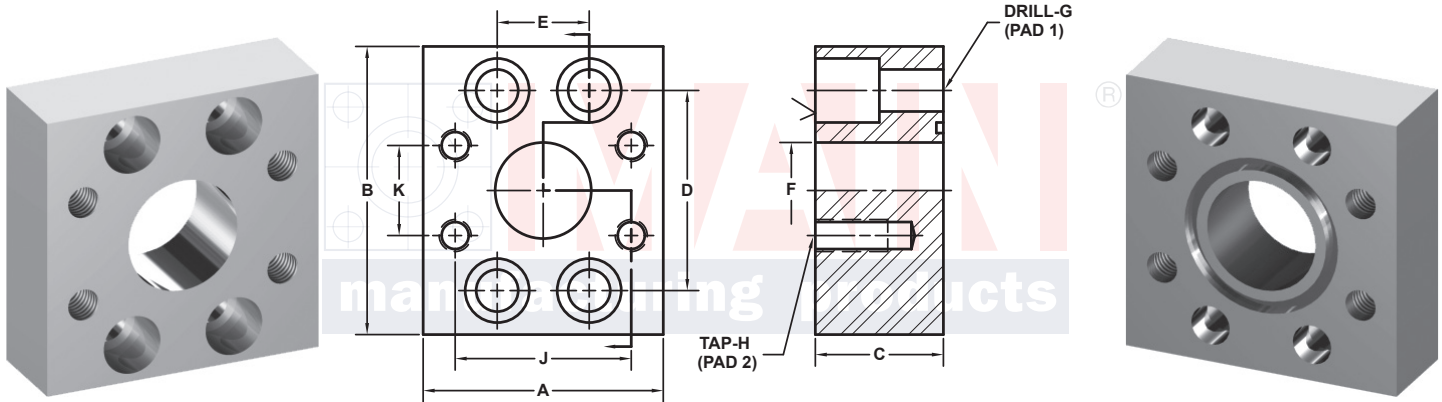


3181 TRI-PARK DR. GRAND BLANC, MI 48439 800-521-7918 810-953-1380 FAX 810-953-1385 INFO@MAINMFG.COM

SAE BOLT PATTERN													61 SERIES TO 61 SERIES			
PAD 1 C61	PAD 2 C61	PART NUMBER	A	B	C	D	E	F	G	H	J	K	MOUNTING KIT [Ⓢ]			
													PART NO.	BOLT SIZE	O-RING	
2	2	6317-32-32D	4.00	4.00	1.25	3.062	1.688	1.94	.53	1/2-13	3.062	1.688	MK 1509	1/2-13 x 1 1/4	228	
2	1½	6317-32-24D	3.75	4.00	2.00	3.062	1.688	1.50	.53	1/2-13	2.750	1.406	MK 560	1/2-13 x 2	228	
2	1¼	6317-32-20D	3.25	4.00	2.00	3.062	1.688	1.25	.53	7/16-14	2.312	1.188	MK 560	1/2-13 x 2	228	
2	1	6317-32-16D	3.25	4.00	1.75	3.062	1.688	1.00	.53	3/8-16	2.062	1.031	MK 582	1/2-13 x 1 3/4	228	
2	¾	6317-32-12D	3.25	4.00	1.75	3.062	1.688	.75	.53	3/8-16	1.875	.875	MK 582	1/2-13 x 1 3/4	228	
2	½	6317-32-08D	3.25	4.00	1.75	3.062	1.688	.50	.53	5/16-18	1.500	.688	MK 582	1/2-13 x 1 3/4	228	
2½[Ⓢ]	2½	6317-40-40D	4.50	4.50	1.50	3.500	2.000	2.44	.53	1/2-13	3.500	2.000	MK 1510	1/2-13 x 1 1/2	232	
2½[Ⓢ]	2	6317-40-32D	4.00	4.50	2.00	3.500	2.000	1.94	.53	1/2-13	3.062	1.688	MK 561	1/2-13 x 2	232	
2½[Ⓢ]	1½	6317-40-24D	4.00	4.50	2.00	3.500	2.000	1.50	.53	1/2-13	2.750	1.406	MK 561	1/2-13 x 2	232	
2½[Ⓢ]	1¼	6317-40-20D	4.00	4.50	2.00	3.500	2.000	1.25	.53	7/16-14	2.312	1.188	MK 561	1/2-13 x 2	232	
2½[Ⓢ]	1	6317-40-16D	4.00	4.50	1.75	3.500	2.000	1.00	.53	3/8-16	2.062	1.031	MK 1528	1/2-13 x 1 3/4	232	
2½[Ⓢ]	¾	6317-40-12D	4.00	4.50	1.75	3.500	2.000	.75	.53	3/8-16	1.875	.875	MK 1528	1/2-13 x 1 3/4	232	
2½[Ⓢ]	½	6317-40-08D	4.00	4.50	1.75	3.500	2.000	.50	.53	5/16-18	1.500	.688	MK 1528	1/2-13 x 1 3/4	232	
3[Ⓢ]	3	6317-48-48D	5.50	5.50	1.75	4.188	2.438	2.94	.66	5/8-11	4.188	2.438	MK 2538	5/8-11 x 1 3/4	237	
3[Ⓢ]	2½	6317-48-40D	4.50	5.50	2.25	4.188	2.438	2.44	.66	1/2-13	3.500	2.000	MK 2559	5/8-11 x 2 1/4	237	
3[Ⓢ]	2	6317-48-32D	4.50	5.31	2.00	4.188	2.438	1.94	.66	1/2-13	3.062	1.688	MK 1511	5/8-11 x 2	237	
3[Ⓢ]	1½	6317-48-24D	4.50	5.31	2.00	4.188	2.438	1.50	.66	1/2-13	2.750	1.406	MK 1511	5/8-11 x 2	237	
3[Ⓢ]	1¼	6317-48-20D	4.50	5.31	2.00	4.188	2.438	1.25	.66	7/16-14	2.312	1.188	MK 1511	5/8-11 x 2	237	
3[Ⓢ]	1	6317-48-16D	4.50	5.31	2.00	4.188	2.438	1.00	.66	3/8-16	2.062	1.031	MK 1511	5/8-11 x 2	237	

Ⓢ Order Separately Ⓢ 2500 PSI Max Ⓢ 2000 PSI Max

FLANGE ADAPTERS

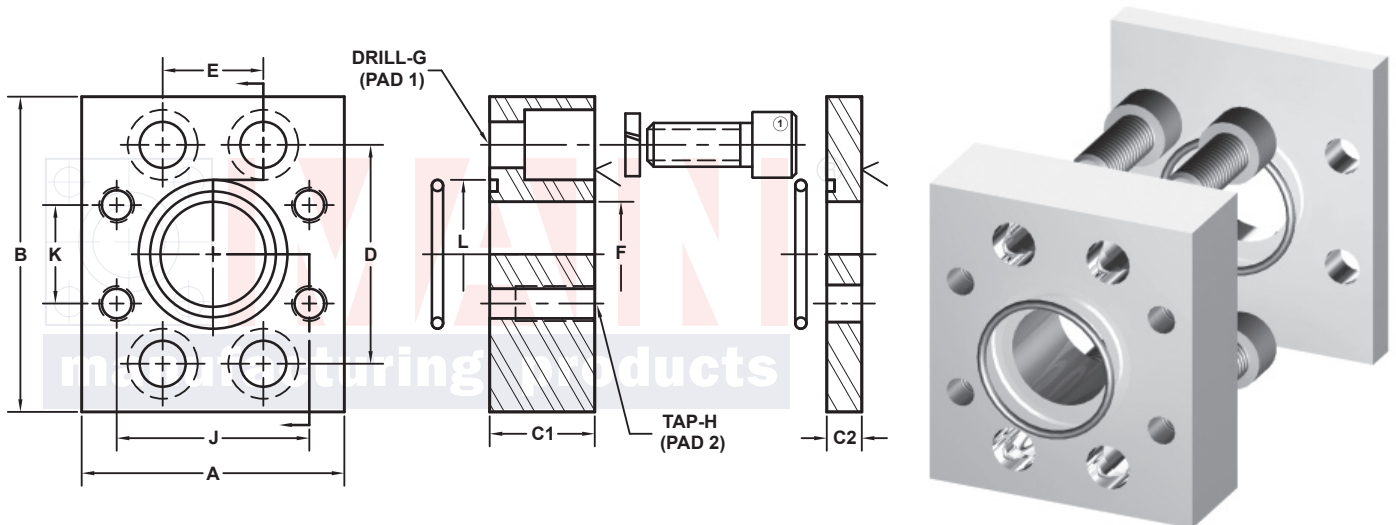


3181 TRI-PARK DR. GRAND BLANC, MI 48439 800-521-7918 810-953-1380 FAX 810-953-1385 INFO@MAINMFG.COM

SAE BOLT PATTERN													61 SERIES TO 61 SERIES		
PAD 1 C61	PAD 2 C61	PART NUMBER	A	B	C	D	E	F	G	H	J	K	MOUNTING KIT ^①		
													PART NO.	BOLT SIZE	O-RING
3½ ^④	3½	6317-56-56D	6.00	6.00	2.00	4.750	2.750	3.44	.66	5/8-11	4.750	2.750	MK 1571	5/8-11 x 2	241
3½ ^④	3	6317-56-48D	5.50	6.00	2.25	4.750	2.750	2.94	.66	5/8-11	4.188	2.438	MK 3504	5/8-11 x 2 1/4	241
3½ ^④	2½	6317-56-40D	5.00	6.00	2.25	4.750	2.750	2.44	.66	1/2-13	3.500	2.000	MK 3504	5/8-11 x 2 1/4	241
3½ ^④	2	6317-56-32D	5.00	6.00	2.25	4.750	2.750	1.94	.66	1/2-13	3.062	1.688	MK 3504	5/8-11 x 2 1/4	241
3½ ^④	1½	6317-56-24D	5.00	6.00	2.25	4.750	2.750	1.50	.66	1/2-13	2.750	1.406	MK 3504	5/8-11 x 2 1/4	241
4 ^④	4	6317-64-64D	6.38	6.50	2.00	5.125	3.062	3.94	.66	5/8-11	5.125	3.062	MK 1572	5/8-11 x 2	245
4 ^④	3½	6317-64-56D	6.00	6.38	2.25	5.125	3.062	3.44	.66	5/8-11	4.750	2.750	MK 3505	5/8-11 x 2 1/4	245
4 ^④	3	6317-64-48D	5.50	6.38	2.25	5.125	3.062	2.94	.66	5/8-11	4.188	2.438	MK 3505	5/8-11 x 2 1/4	245
4 ^④	2½	6317-64-40D	5.50	6.38	2.25	5.125	3.062	2.44	.66	1/2-13	3.500	2.000	MK 3505	5/8-11 x 2 1/4	245
4 ^④	2	6317-64-32D	5.50	6.38	2.25	5.125	3.062	1.94	.66	1/2-13	3.062	1.688	MK 3505	5/8-11 x 2 1/4	245
4 ^④	1½	6317-64-24D	5.50	6.38	2.25	5.125	3.062	1.50	.66	1/2-13	2.750	1.406	MK 3505	5/8-11 x 2 1/4	245
5 ^④	5	6317-80-80D	7.25	7.25	2.00	6.000	3.625	4.94	.66	5/8-11	6.000	3.625	MK 2539	5/8-11 x 2	253
5 ^④	4	6317-80-64D	7.00	7.25	2.25	6.000	3.625	3.94	.66	5/8-11	5.125	3.062	MK 3506	5/8-11 x 2 1/4	253
5 ^④	3½	6317-80-56D	7.00	7.25	2.25	6.000	3.625	3.44	.66	5/8-11	4.750	2.750	MK 3506	5/8-11 x 2 1/4	253
5 ^④	3	6317-80-48D	7.00	7.25	2.25	6.000	3.625	2.94	.66	5/8-11	4.188	2.438	MK 3506	5/8-11 x 2 1/4	253

① Order Separately ④ 500 PSI Max

FLANGE ADAPTERS



3181 TRI-PARK DR. GRAND BLANC, MI 48439 800-521-7918 810-953-1380 FAX 810-953-1385 INFO@MAINMFG.COM

SAE BOLT PATTERN															61 SERIES TO 61 SERIES	
PAD 1 C61	PAD 2 C61	PART NUMBER	A	B	C1	C2	D	E	F	G	H	J	K	L	MOUNTING KIT [Ⓛ]	
															BOLT SIZE	O-RINGS
1/2	3/4	6317-08-12D	2.75	2.25	1.00	.38	1.500	.688	.50	.34	3/8-16	1.875	.875	1.000	5/16-18 x 1	210
1/2	1	6317-08-16D	3.00	2.25	1.00	.50	1.500	.688	.50	.34	3/8-16	2.062	1.031	1.000	5/16-18 x 1	210
3/4	1	6317-12-16D	2.82	2.75	1.00	.38	1.875	.875	.75	.41	3/8-16	2.062	1.031	1.250	3/8-16 x 1	214
3/4	1 1/4	6317-12-20D	3.25	2.75	1.25	.38	1.875	.875	.75	.41	7/16-14	2.312	1.188	1.250	3/8-16 x 1 1/4	214
1	1 1/4	6317-16-20D	3.25	3.00	1.25	.38	2.062	1.031	1.00	.41	7/16-14	2.312	1.188	1.562	3/8-16 x 1 1/4	219
1	1 1/2	6317-16-24D	3.75	3.00	1.25	.38	2.062	1.031	1.00	.41	1/2-13	2.750	1.406	1.562	3/8-16 x 1 1/4	219
1 1/4	1 1/2	6317-20-24D	3.75	3.25	1.25	.38	2.312	1.188	1.25	.47	1/2-13	2.750	1.406	1.750	7/16-14 x 1 1/4	222
1 1/4	2	6317-20-32D	4.00	3.25	1.25	.38	2.312	1.188	1.25	.47	1/2-13	3.062	1.688	1.750	7/16-14 x 1 1/4	222
1 1/2	2	6317-24-32D	4.00	3.75	1.25	.38	2.750	1.406	1.50	.53	1/2-13	3.062	1.688	2.125	1/2-13 x 1 1/4	225
2	2 1/2[Ⓜ]	6317-32-40D	4.50	4.00	1.75	.38	3.062	1.688	1.94	.53	1/2-13	3.500	2.000	2.500	1/2-13 x 1 3/4	228
2	3[Ⓝ]	6317-32-48D	5.31	4.50	2.00	.50	3.062	1.688	1.94	.53	5/8-11	4.188	2.438	2.500	1/2-13 x 2	228
2 1/2	3[Ⓝ]	6317-40-48D	5.31	4.50	2.00	.50	3.500	2.000	2.44	.53	5/8-11	4.188	2.438	3.000	1/2-13 x 2	232
3	3 1/2[Ⓞ]	6317-48-56D	6.00	5.50	1.50	.50	4.188	2.438	2.94	.66	5/8-11	4.750	2.750	3.625	5/8-11 x 1 1/2	237
3	4[Ⓞ]	6317-48-64D	6.50	5.50	1.50	.50	4.188	2.438	2.94	.66	5/8-11	5.125	3.062	3.625	5/8-11 x 1 1/2	237
3 1/2	4[Ⓞ]	6317-56-64D	6.50	6.00	2.00	.50	4.750	2.750	3.44	.66	5/8-11	5.125	3.062	4.109	5/8-11 x 2	241

Ⓛ Included: (4) Bolts, (4) Lock Washers, (2) O-Rings Ⓜ 2500 PSI Max Ⓝ 2000 PSI Max Ⓞ 500 PSI Max

C61o / C61f

PG 4/4

© Copyright MAIN Mfg. 2017