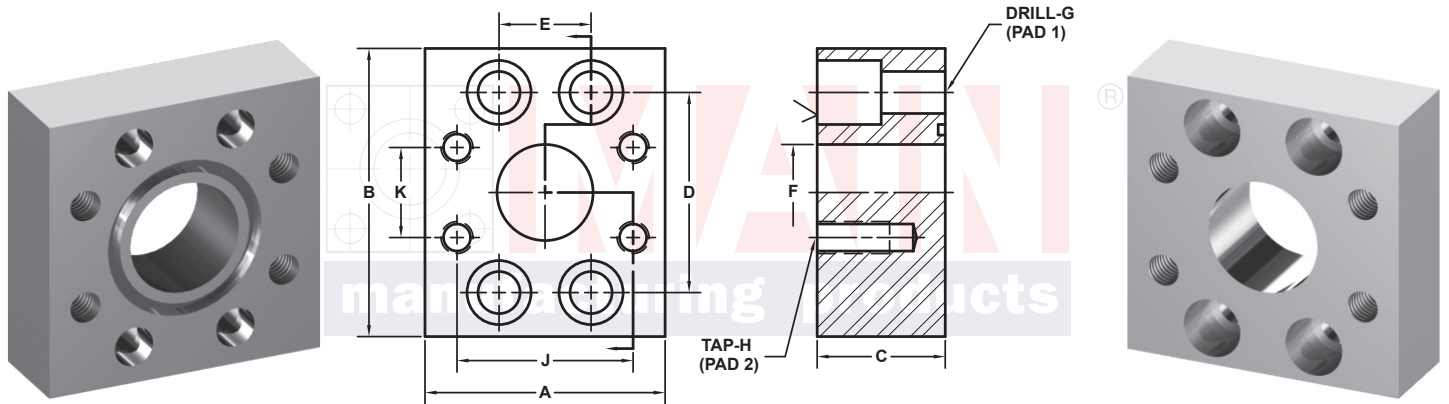


FLANGE ADAPTERS



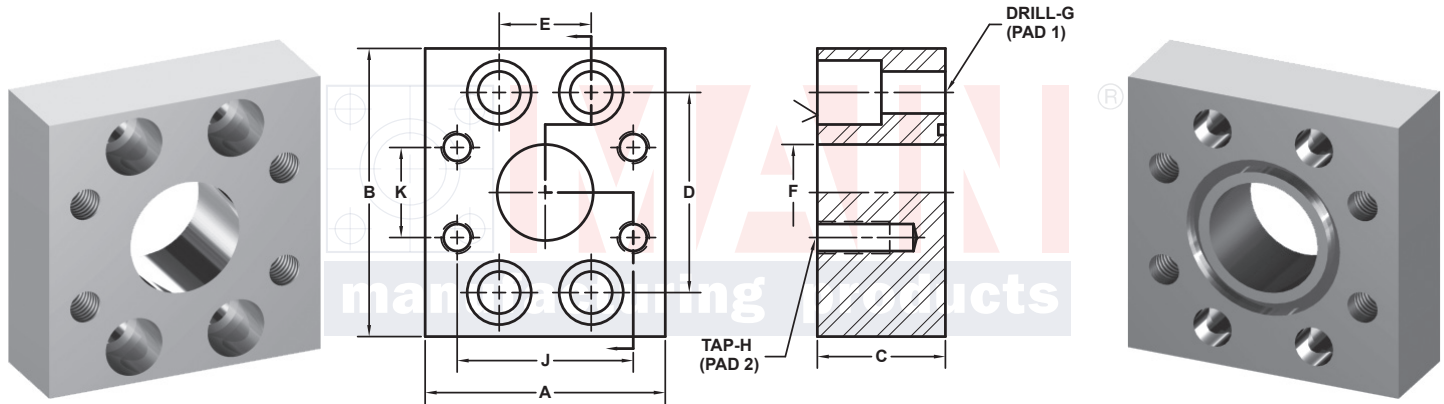
3181 TRI-PARK DR. GRAND BLANC, MI 48439 800-521-7918 810-953-1380 FAX 810-953-1385 INFO@MAINMFG.COM

SAE BOLT PATTERN			61 SERIES [®] TO 62 SERIES											MOUNTING KIT [®]		
PAD 1 C61	PAD 2 C62	PART NUMBER	A	B	C	D	E	F	G	H	J	K	PART NO.	BOLT SIZE	O-RING	
1/2	1/2	6315-08-08D	2.25	2.25	1.00	1.500	.688	.50	.34	5/16-18	1.594	.718	MK 564	5/16-18 x 1	210	
3/4	3/4	6315-12-12D	2.81	2.75	1.00	1.875	.875	.75	.41	3/8-16	2.000	.937	MK 565	3/8-16 x 1	214	
3/4	1/2	6315-12-08D	2.25	2.75	1.75	1.875	.875	.50	.41	5/16-18	1.594	.718	MK 502	3/8-16 x 1 3/4	214	
1	1	6315-16-16D	3.19	3.00	1.25	2.062	1.031	1.00	.41	7/16-14	2.250	1.093	MK 2535	3/8-16 x 1 1/4	219	
1	3/4	6315-16-12D	2.81	3.00	1.75	2.062	1.031	.75	.41	3/8-16	2.000	.937	MK 503	3/8-16 x 1 3/4	219	
1	1/2	6315-16-08D	2.25	3.00	1.75	2.062	1.031	.50	.41	5/16-18	1.594	.718	MK 503	3/8-16 x 1 3/4	219	
1 1/4	1 1/4	6315-20-20D	3.75	3.25	1.25	2.312	1.188	1.25	.47	1/2-13	2.625	1.250	MK 567	7/16-14 x 1 1/4	222	
1 1/4	1	6315-20-16D	3.19	3.25	1.75	2.312	1.188	1.00	.47	7/16-14	2.250	1.093	MK 504	7/16-14 x 1 3/4	222	
1 1/4	3/4	6315-20-12D	2.81	3.25	1.75	2.312	1.188	.75	.47	3/8-16	2.000	.937	MK 504	7/16-14 x 1 3/4	222	
1 1/4	1/2	6315-20-08D	2.50	3.25	1.50	2.312	1.188	.50	.47	5/16-18	1.594	.718	MK 1527	7/16-14 x 1 1/2	222	
1 1/2	1 1/2	6315-24-24D	4.50	3.75	1.50	2.750	1.406	1.50	.53	5/8-11	3.125	1.437	MK 2536	1/2-13 x 1 1/2	225	
1 1/2	1 1/4	6315-24-20D	3.75	3.75	1.75	2.750	1.406	1.25	.53	1/2-13	2.625	1.250	MK 1547	1/2-13 x 1 3/4	225	
1 1/2	1	6315-24-16D	3.19	3.75	1.75	2.750	1.406	1.00	.53	7/16-14	2.250	1.093	MK 1547	1/2-13 x 1 3/4	225	
1 1/2	3/4	6315-24-12D	2.75	3.75	1.75	2.750	1.406	.75	.53	3/8-16	2.000	.937	MK 1547	1/2-13 x 1 3/4	225	
1 1/2	1/2	6315-24-08D	2.75	3.75	1.50	2.750	1.406	.50	.53	5/16-18	1.594	.718	MK 2536	1/2-13 x 1 1/2	225	

① Order Separately

⑤ **CAUTION:** Flange adapter pressure rating cannot exceed 61 series pad connection.

FLANGE ADAPTERS



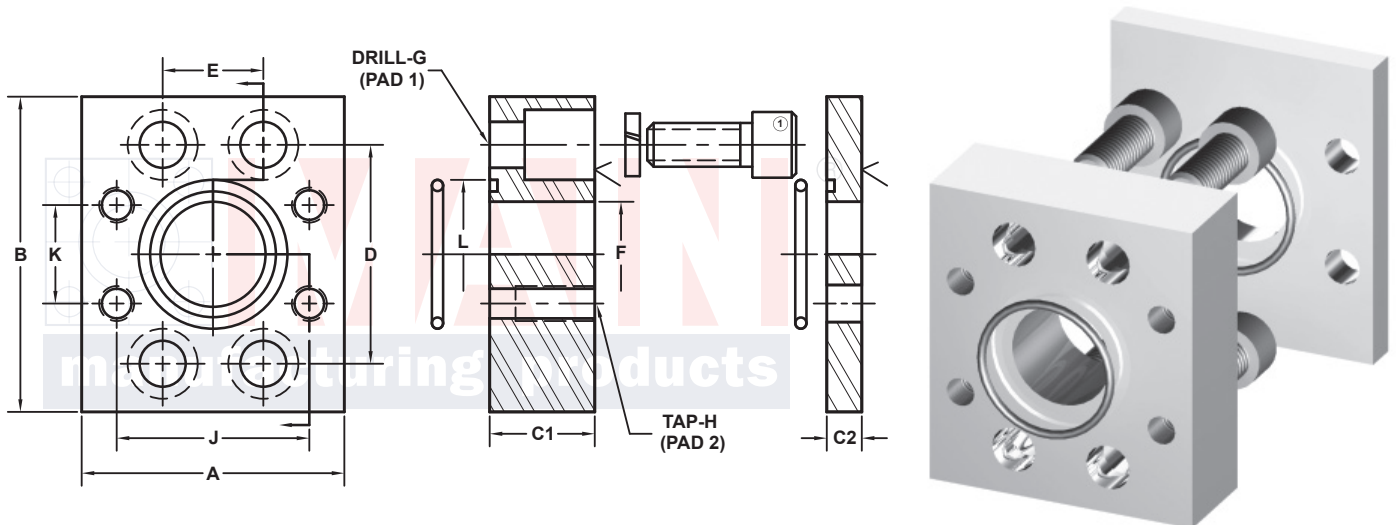
3181 TRI-PARK DR. GRAND BLANC, MI 48439 800-521-7918 810-953-1380 FAX 810-953-1385 INFO@MAINMFG.COM

SAE BOLT PATTERN													61 SERIES ^⑤ TO 62 SERIES				
PAD 1 C61	PAD 2 C62	PART NUMBER	A	B	C	D	E	F	G	H	J	K	MOUNTING KIT ^①				
													PART NO.	BOLT SIZE	O-RING		
2	2	6315-32-32D	5.25	4.00	1.75	3.062	1.688	1.94	.53	3/4-10	3.812	1.750	MK 582	1/2-13 x 1 3/4	228		
2	1 1/2	6315-32-24D	4.50	4.00	1.50	3.062	1.688	1.50	.53	5/8-11	3.125	1.437	MK 2537	1/2-13 x 1 1/2	228		
2	1 1/4	6315-32-20D	3.75	4.00	2.00	3.062	1.688	1.25	.53	1/2-13	2.625	1.250	MK 560	1/2-13 x 2	228		
2	1	6315-32-16D	3.25	4.00	2.00	3.062	1.688	1.00	.53	7/16-14	2.250	1.093	MK 560	1/2-13 x 2	228		
2	3/4	6315-32-12D	3.25	4.00	1.75	3.062	1.688	.75	.53	3/8-16	2.000	.937	MK 582	1/2-13 x 1 3/4	228		
2	1/2	6315-32-08D	3.25	4.00	1.50	3.062	1.688	.50	.53	5/16-18	1.594	.718	MK 2537	1/2-13 x 1 1/2	228		
2 1/2 ^②	2 1/2 ^④	6315-40-40D	6.88	5.00	2.00	3.500	2.000	2.44	.53	7/8-9	4.875	2.312	MK 561	1/2-13 x 2	232		
2 1/2 ^②	2	6315-40-32D	5.25	4.50	1.75	3.500	2.000	1.94	.53	3/4-10	3.812	1.750	MK 1528	1/2-13 x 1 3/4	232		
2 1/2 ^②	1 1/2	6315-40-24D	4.50	4.50	2.25	3.500	2.000	1.50	.53	5/8-11	3.125	1.437	MK 1526	1/2-13 x 2 1/4	232		
2 1/2 ^②	1 1/4	6315-40-20D	4.00	4.50	2.00	3.500	2.000	1.25	.53	1/2-13	2.625	1.250	MK 561	1/2-13 x 2	232		
2 1/2 ^②	1	6315-40-16D	4.00	4.50	2.00	3.500	2.000	1.00	.53	7/16-14	2.250	1.093	MK 561	1/2-13 x 2	232		
2 1/2 ^②	3/4	6315-40-12D	4.00	4.50	1.75	3.500	2.000	.75	.53	3/8-16	2.000	.937	MK 1528	1/2-13 x 1 3/4	232		
2 1/2 ^②	1/2	6315-40-08D	4.00	4.50	1.75	3.500	2.000	.50	.53	5/16-18	1.594	.718	MK 1528	1/2-13 x 1 3/4	232		
3 ^③	3 ^④	6315-48-48D	8.50	6.00	2.50	4.188	2.438	2.94	.66	1 1/8-7	6.000	2.812	MK 585	5/8-11 x 2 1/2	237		
3 ^③	2 1/2 ^④	6315-48-40D	6.88	5.50	2.00	4.188	2.438	2.44	.66	7/8-9	4.875	2.312	MK 1511	5/8-11 x 2	237		
3 ^③	2	6315-48-32D	5.25	5.50	2.50	4.188	2.438	1.94	.66	3/4-10	3.812	1.750	MK 585	5/8-11 x 2 1/2	237		
3 ^③	1 1/2	6315-48-24D	4.50	5.50	2.25	4.188	2.438	1.50	.66	5/8-11	3.125	1.437	MK 2559	5/8-11 x 2 1/4	237		
3 ^③	1 1/4	6315-48-20D	4.50	5.31	2.00	4.188	2.438	1.25	.66	1/2-13	2.625	1.250	MK 1511	5/8-11 x 2	237		
3 ^③	1	6315-48-16D	4.50	5.31	2.00	4.188	2.438	1.00	.66	7/16-14	2.250	1.093	MK 1511	5/8-11 x 2	237		

① Order Separately ② 2500 PSI Max ③ 2000 PSI Max ④ Not included in SAE J518 specifications

⑤ **CAUTION:** Flange adapter pressure rating cannot exceed 61 series pad connection.

FLANGE ADAPTERS



3181 TRI-PARK DR. GRAND BLANC, MI 48439 800-521-7918 810-953-1380 FAX 810-953-1385 INFO@MAINMFG.COM

SAE BOLT PATTERN

61 SERIES[®] TO 62 SERIES

PAD 1 C61	PAD 2 C62	PART NUMBER	A	B	C1	C2	D	E	F	G	H	J	K	L	MOUNTING KIT ^①	
															BOLT SIZE	O-RINGS
1/2	3/4	6315-08-12D	2.81	2.25	1.00	.38	1.500	.688	.50	.34	3/8-16	2.000	.937	1.000	5/16-18 x 1	210
3/4	1	6315-12-16D	3.25	2.75	1.25	.38	1.875	.875	.75	.41	7/16-14	2.250	1.093	1.250	3/8-16 x 1 1/4	214
3/4	1 1/4	6315-12-20D	3.75	2.75	1.25	.50	1.875	.875	.75	.41	1/2-13	2.625	1.250	1.250	3/8-16 x 1 1/4	214
1	1 1/4	6315-16-20D	3.75	2.75	1.25	.38	2.062	1.031	1.00	.41	1/2-13	2.625	1.250	1.562	3/8-16 x 1 1/4	219
1	1 1/2	6315-16-24D	4.50	3.25	1.50	.38	2.062	1.031	1.00	.41	5/8-11	3.125	1.437	1.562	3/8-16 x 1 1/2	219
1	2	6315-16-32D	5.25	4.00	1.75	.50	2.062	1.031	1.00	.41	3/4-10	3.812	1.750	1.562	3/8-16 x 1 3/4	219
1 1/4	1 1/2	6315-20-24D	4.50	3.25	1.50	.38	2.312	1.188	1.25	.47	5/8-11	3.125	1.437	1.750	7/16-14 x 1 1/2	222
1 1/4	2	6315-20-32D	5.25	4.00	1.75	.50	2.312	1.188	1.25	.47	3/4-10	3.812	1.750	1.750	7/16-14 x 1 3/4	222
1 1/2	2	6315-24-32D	5.25	4.00	1.75	.38	2.750	1.406	1.50	.53	3/4-10	3.812	1.750	2.125	1/2-13 x 1 3/4	225
2	2 1/2^④	6315-32-40D	6.88	5.00	2.00	.50	3.062	1.688	1.94	.53	7/8-9	4.875	2.312	2.500	1/2-13 x 2	228

① Included: (4) Bolts, (4) Lock Washers, (2) O-Rings ④ Not included in SAE J518 specifications

⑤ **CAUTION:** Flange adapter pressure rating cannot exceed 61 series pad connection.